


Year 6  
Spring 2  
Our Curriculum

6






**Spoken Language**

Can you change your voice to suit the listener? (e.g - reading, speaking in class, group discussion, role-play)

Can you ask questions to extend your knowledge and understanding?




**PSHE**  
Anxiety management.  
How to help yourself if you feel anxious

**RE**  
How do people perceive God?  
Discussions about views of God.

**PE and Games**


Netball – developing an understanding of names of positions in netball and how to use these in a game. Learning how to mark a player.

REAL PE – challenging yourself to reach goals in exercise.



**Art**  
Drawing

Developing observational drawing skills, understanding the 8 visual elements. Learning about enlargement. Using aquarelle pencils to add colour.




**Mathematics**

revision of all previous units including, place value of numbers, +, -, X ÷, applying these to number problems. Fractions and Decimals, Measurement, angles, handling data, mean, median, range, 3d and 2d shape.


**English**

Argument and discussion  
Explanatory texts.




**Science**  
Electricity

Developing a deeper understanding of electricity – how the brightness of a bulb is affected. Measuring voltages.  
Learning about Morse code, designing own telegraph.



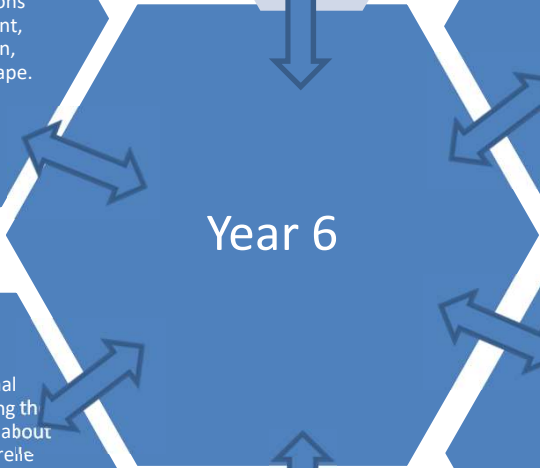
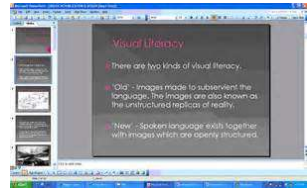
**French**

Out and about.  
Fairground  
Cinema  
24 hour clock.  
Asking questions.



**Computing**  
Multimedia presentations.

Researching and presenting using PowerPoint – learning how to add sound files and video, adding links to other pages and animations.



# How can you help your child at home?

Below are some suggested activities you may like to try with your child.



## How to be a Scientist.

Who was Samuel Morse? What did he invent?

A ••-	J ••••-	S ••••
B -••••	K -••-	T -
C -•••-	L -•••	U •••
D -•••	M -•-	V •••-
E •	N -•	W -••-
F ••••	O -••-	X -•••-
G -•••	P -••••	Y -•••-
H •••••	Q -•••-	Z -••••
I ••	R -•••	

Can you write your name in Morse code?

### Ways to support your child:

Make sure you attend school daily and punctually.

Read together daily.

Practise times tables and spellings.

Support your child to complete their weekly homework.

Talk to your child about what they have been learning about in school.



## How to be an Artist.

Look at how artists make marks in order to draw. Try some observational drawings at home using small marks.

