

# Year 3

## Summer 2

### Our Curriculum



This term our learning is themed around Southampton.

**Key Skills :**

**Handwriting:** Accurately and confidently joining with increasing with legibility and consistency.

**Grammar:** Suffixes - ation, ly, Word families – solve, solution, dissolve.

**Punctuation:** Conjunctions, adverbs and prepositions.

**Spelling :** No Nonsense Spelling Programme

**Spoken Language**

When giving answers to a question, do you include enough detail?



**RE**  
Rites of Passage

What is a rite of passage?  
How Christians and Hindus celebrate birth.

**PSHE**  
Changes  
What changes have you experienced?



**French**  
Revision of days and numbers to 30.

**Art – painting**  
How do you set up a painting station? What are primary, secondary colours and how can you change these using tints and shades?

**Mathematics**  
Times tables, measurement, properties of shapes, money, capacity, mass and length, data.  
Investigations and problem solving.  
Do you know your times tables up to 12 x 12?

**Year 3**

**Music**  
Sea Shanties. Learning to sing sea shanties. Learning local historical songs.

**English**  
Poetry  
Non chronological reports – Linked to maritime history. Making a book about Southampton.  
Instructions and presentations – PowerPoint

**Computing**  
PowerPoint – designing and creating a PowerPoint presentation linked to Southampton.  
What will you choose to put on your design? How will you choose to display it?



**History**  
Southampton's maritime history. Settlement and development of the port.  
Investigating Southampton's past to the modern day.  
Why is the city of Southampton special?



**Science**  
Plants  
Sunflower competition-who can grow the tallest sunflower?  
Exploring growing conditions. Investigating amount of water, soil, light, fertiliser.  
Rocks – what is a fossil?  
Understanding how rocks are formed.


**DT**  
Designing and Creating Picture frames.  
Learning how to join accurately. Making a picture frame.



**PE and games**  
Orienteering  
Working in a team to give instructions, trust peers.  
Athletics  
Running over small obstacles, thinking about space. Jumping in different combinations.

# How can you help your child at home?



Below are some suggested activities you may like to try with your child.



How to be a Designer.

Find picture frames in your house.  
How are they designed? What  
colours are they? What shape are  
they?

Which designs do you prefer?



How to be a local Historian.

Can you research how Southampton's  
port has changed over time?

What was the Mayflower?



## Ways to support your child:

Make sure your child attends school daily and punctually.

Read together daily.

Practise times tables and spellings.

Support your child to complete their weekly homework.

Talk to your child about what they have been learning about in school.